

# LESSON SUMMARY



## Praise & Worship Songs

[Follow You](#)



[Royalty](#)



## Watch Today's Lesson & Bible Story

[Click to watch today's Lesson including our bible story  
– The parable of the Two Sons](#)



## Memory Verse

[To those who listen to my teaching, more  
understanding will be given, and they will have an  
abundance of knowledge.](#)

[Matthew 3 v 12](#)

## Game Time Challenge


[Postit Note Challenge](#)



## Pri's Activity of the week

[Click to watch...](#)





Name: \_\_\_\_\_

Send pictures to: 07306 355003  
Or email to [rtomas@bcc.church](mailto:rtomas@bcc.church)

Date: 20<sup>th</sup> September 2020



# Wordsearch



Find the words from today's bible story hidden in the word search below.

CHOICE  
JESUS  
RIGHT  
TWO

GOD  
OBEY  
SONS  
VINEYARD

HEART  
PARABLE  
STORY  
WORK

F U Y M W X P M P L I N A Y Z  
R G U W Q O P A E Y E X E V G  
R F J X C X R Q R K C B Z C O  
P J U I M A F K B A O D S H D  
M L V I N E Y A R D B T U O N  
T S O N S T R A E H O L S I S  
I H O Q T J U G Q R K T E C M  
Z P G W Q K K V Y V S J J E T  
Y V O I Q B W Y H R N P S L H  
E C V P R H C C J K O P L V W



Name:

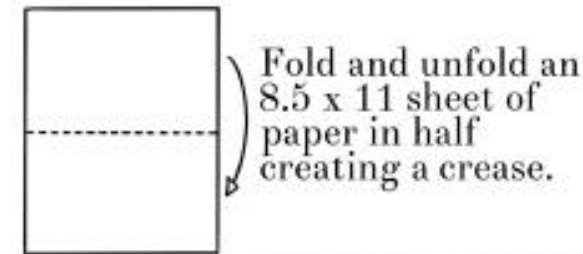
Send pictures to: 07306 355003  
Or email to [rthomas@bcc.church](mailto:rthomas@bcc.church)

Date: 20<sup>th</sup> September 2020

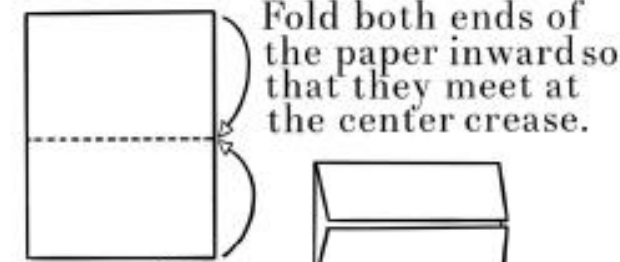
# Origami Challenge



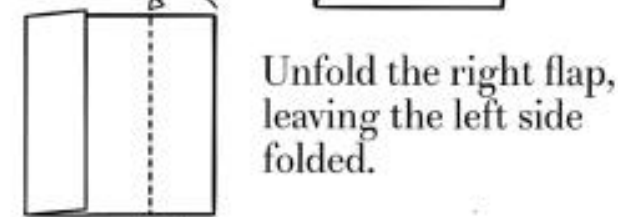

## Make a DIY Paper Wallet



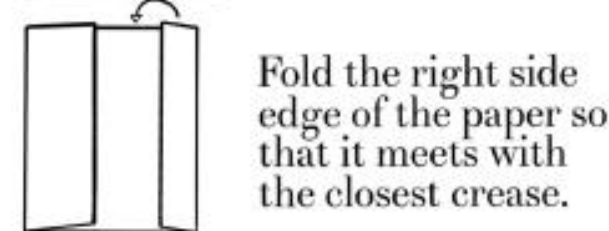
Fold and unfold an 8.5 x 11 sheet of paper in half creating a crease.



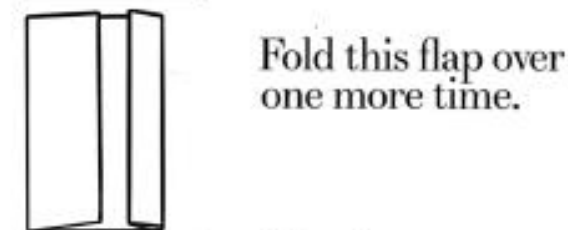
Fold both ends of the paper inward so that they meet at the center crease.



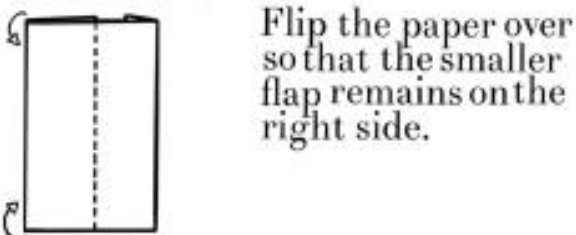
Unfold the right flap, leaving the left side folded.



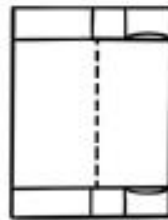
Fold the right side edge of the paper so that it meets with the closest crease.



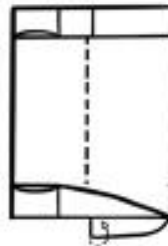
Fold this flap over one more time.



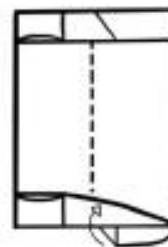
Flip the paper over so that the smaller flap remains on the right side.



Fold the ends in about an inch. So that the total length of the paper is slightly longer than a dollar bill.




Open up the larger flap and fold the corner in so that it makes a small triangle. Fold the flap back down and repeat with the other side.

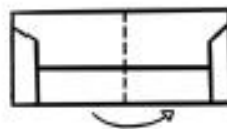


Fold the flaps back inwards.

Fold in half with the small pocket facing you.



Tuck the corners in between the small flaps so that the side with the small triangle fold is exposed.



Fold in half and now you have a paper wallet.

Now decorate your wallet with your favorite Bible verse!  
Don't have one? Try this:

To those who listen to my teaching, more understanding will be given, and they will have an abundance of knowledge. Matthew 13:12A