

# LESSON SUMMARY

## Praise & Worship Songs

[God can do anything](#)



[May the God of Hope](#)



## Watch Today's Lesson & Bible Story

[Click to watch today's lesson – 'With Love from God to You'](#)



## Memory Verse

**God is love.**  
1 John 8:4

## Sing Along

[Click to sing along to Silly Songs with Larry  
\(Veggie Tales\)](#)



## Game Time Challenge

[Scavenger Hunt Game Challenge](#)



## Pri's Christmas Craft & Baking

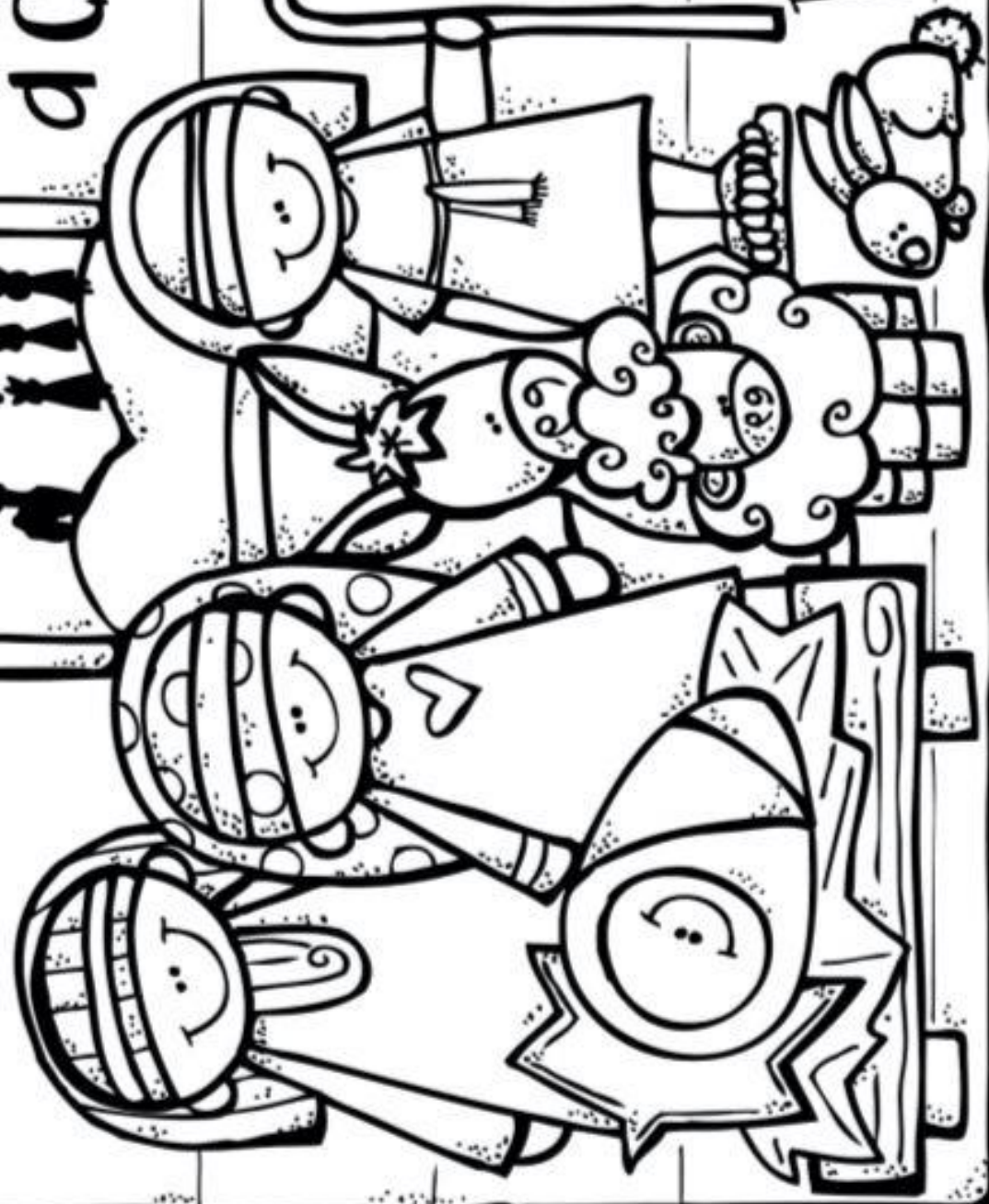
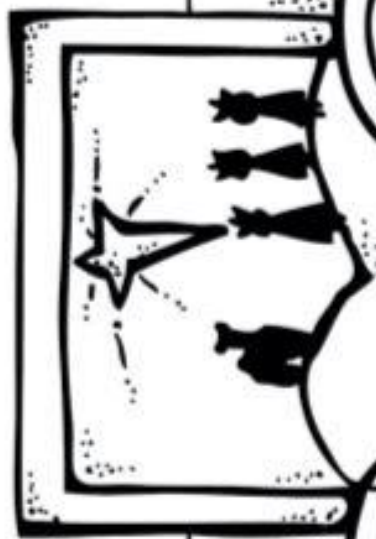
[Click to watch...](#)



"for untous  
a child is

born...  
and his  
name shall  
be called  
Wonderful!

Isaiah 9:6





# Activity

J O S E P H N R S J  
E Y W Y R X E Y D H  
S J B A D G X R R E  
E T T A N J J A E R  
B S A A B E W M H O  
J X M B S G V Y P D  
Y F E U L L E R E P  
I N S B J E G G H P  
S T F I G Y N U S A  
O U N H N Z A V E O

BABY

GIFTS

HEROD

JESUS

JOSEPH

MANGER

MARY

SHEPHERDS

STABLE

STAR

# 3D star craft



## What you need

- Template printed onto card
- Pencils, crayons or paint
- Scissor
- Tape
- Optional: glue and glitter
- Optional: string

## What to do



Cut out the star shapes from the template. (leave the dotted line until later).





Decorated both sides of each star. Optional use glitter and allow to dry.



Cut down the dotted line to the middle of each star. Insert stars together and tape in place.

Optional: Add some string to hang the star.



# Which path leads the wise men to Jesus?

