

LESSON SUMMARY



Praise & Worship Songs

Faith as small as a
mustard seed



Super Strong God



Watch Today's Bible Story

Click to watch today's Bible Story –
Noah's Ark
(Beginner's Bible page 26)



Memory Verse

If we are sorry, God will forgive us
1 John 1 v 9



Game Time Challenge

Game Challenge 56




Pri's Activity of the week

Click to watch...



Send pictures to: 07306 355003
Or email to rthomas@bcc.church

Date: : 23td May 2021



Noah and the flood Genesis 7:1 -8:12

LightLive
www.lightlive.org

Bubbles

Pair game + snap




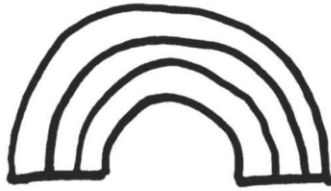
What you'll need:

- A paper plate that can be folded in half (not the foam kind)
- Construction paper: Orange yellow, brown, white
- [Noah's Ark template](#)
- Crayons or markers
- Glue
- Google eyes
- Scissors

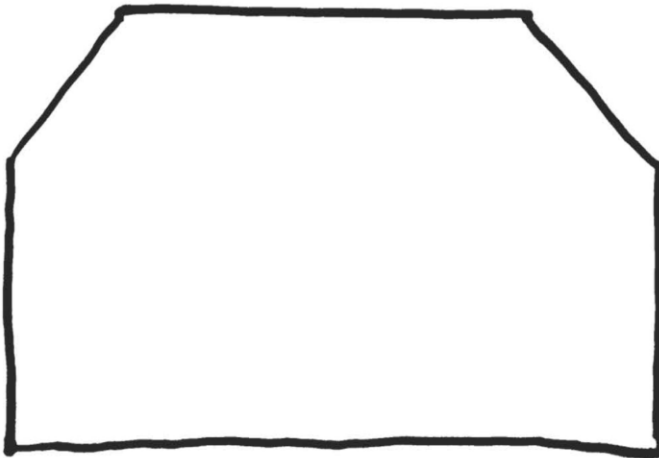
How to make your Noah's Ark craft

1. Fold paper plate evenly in half
2. Draw waves onto bottom and add brown for wood effect
3. Cut out templates and rainbow
4. Trace shapes onto construction paper and cut out
5. For the ark fold paper in two so roof is along fold for extra sturdiness
6. Color animals, ark and rainbow as you like
7. Glue on google eyes and let dry
8. Glue top of ark onto paper plate and rainbow above roof
9. Glue giraffes in middle for balance
10. Glue bears and tigers on either side
11. Ark should gently rock back and forth with a gentle touch





Noah's Ark Templates



giraffe



Tiger and Panda